

Seeds Grow



Learning Goals: Read and sequence steps in plant growth, germination, and growth.

**FARM
BUREAU
VIRGINIA**

Introduction

Using basic words children will read about the process of planting a seed. Highlight the importance of seed, soil, and water to seed growth.

Materials

- ◆ Seed Growth Worksheets (2)
- ◆ Hole Punch
- ◆ Brightly Colored Yarn
- ◆ Crayons

How to

1. Have children work in groups of 2-4.
2. Talk about how we grow a seed into a plant. Include the fact that seeds are planted in soil and need water to grow.
3. Have children read each sentence from #1 to #8.
4. Note to follow the numbers.
5. Provide each group with crayons to color the scenes.
6. Assist each group with cutting the two pages in half along the dotted line and assembling the book.
7. Use a hole punch to make two holes approximately 2 inches apart along the side of the booklet.
8. Cut a 9 inch piece of yarn and thread through the holes along the edge of the booklet.
9. Tie the yarn into a bow.

Suggestions for the classroom

- Ask the teacher to read a book on seed growth.
- After the presentation teachers can follow up with a discussion of what types of seeds are planted in vegetable and flower gardens.
- After the presentation teachers can ask students what type of seeds we can eat.
- Create a plant book using second worksheet set.

Book Suggestions

It Started As a Seed by Dr. Alden Kelley ISBN 1-57471-310-8

How a Seed Grows by Helene Jordan ISBN 0-06-445107-0

Planting a Rainbow by Lois Ehlert ISBN 0-15-262610-7


Web sites:

- ◆ Virginia Farm Bureau http://www.vafb.com/va_ag/facts_dairy.htm
- ◆ Kids Gardening <http://www.kidsgardening.com/>



Look at the dirt. I see
four little plants. The
seeds did grow. Now
the seeds are plants.

8



Seeds Grow

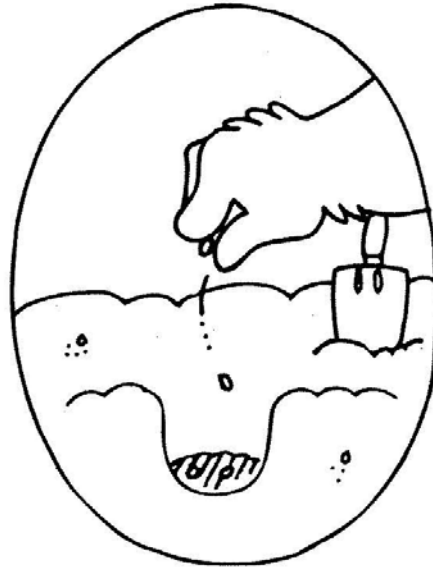
Name _____

1



Soon the seeds will
grow, but not now.

6




I will put the seeds
into the dirt.

3



Here are four seeds. They are little and round.

2



Every day I look at the dirt. Every day I wet the seeds. Did the seeds grow today?

7



I will put the dirt over the seeds.

4



Now, I will wet the dirt and the seeds. I will wet the seeds every day.

70
Reproducible

5

© Fearon Teacher Aids FE7954



Plants help us live.
Some plants are so
good to eat.

8



Plants


Name _____

1



When I give pretty
plants to my mother,
she says, "Thank you."

6




Plants help us live.
Plants give us food
to eat. I like to eat
food from plants.

3



I like to grow plants.
Some plants grow big.
Some plants do not
grow big.

2




One plant can make
this to put on.

7



Plants can help us
make a house. We
can take a tree and
make a house.

4



Plants can make
our house pretty.

5